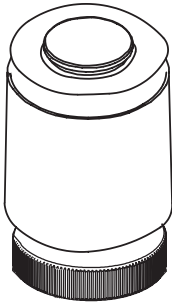


Installation Guide


Stroke limiter TWA-Z & AB-QM/AB-PM (Gen. 2011)

close 0% → 100% open

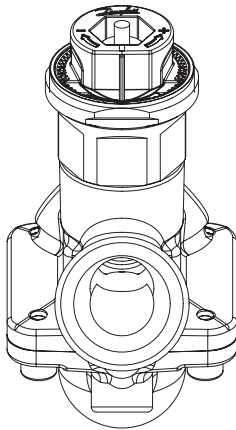


TWA-Z

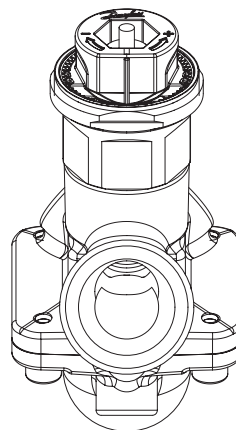
DN 10-20 open 20% → 100% open
DN 25-32 open 10% → 100% open



Stroke limiter
(Code 003Z1237)



AB-QM (Gen. 2011)



AB-QM (Gen. 2011)

