

Need help connecting your app?

No problem. Go to linkapp.danfoss.com and you'll find additional information as well as the phone number for your local *Danfoss Link™ App* Helpdesk.

Enjoy the home heating of tomorrow. Enjoy Danfoss Link.



Danfoss A/S · Heating · Haarupvaenget 11 · DK-8600 Silkeborg
Email: heating@danfoss.com · heating.danfoss.com

Danfoss can accept no responsibility for possible errors in catalogues, brochures and other printed material. Danfoss reserves the right to alter its products without notice. This also applies to products already on order provided that such alterations can be made without subsequential changes being necessary in specifications already agreed. All trademarks in this material are property of the respective companies. Danfoss and the Danfoss logotype are trademarks of Danfoss A/S. All rights reserved.

Danfoss Link™ App setup guide

Smart **home heating**
with the **remote** you know best



2 easy
steps for remote
control.

Congratulations on your new *Danfoss Link* system!

This latest version of *Danfoss Link™ Central Controller* with built-in Wi-Fi gives you full control from your smartphone. Simply follow these few easy steps and experience true **smart home heating**.



Step 1: Download the *Danfoss Link™ App*

Get the *Danfoss Link™ App* from Google Play or App Store.



Scan to download the app



Step 2: Pair the app with your *Danfoss Link™ CC*

Pairing your *Danfoss Link™ App* with the Central Controller is very easy. Simply follow the instructions given in the app.



1. Start page



2. Info page



3. Locate the Pairing Code Step 1 - 9



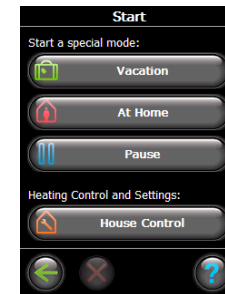
4. Enter your Pairing Code

You can pair up to 20 smartphones to a single *Danfoss Link™ CC*. Up to three smartphones can use it at the same time.

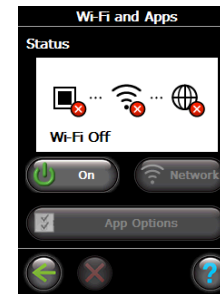
Additional information:

How to enable Wi-Fi on your *Danfoss Link™ CC*

Setting up Wi-Fi on your *Danfoss Link™ CC* is a part of **Step 2**, but can also be setup by following the steps shown below.



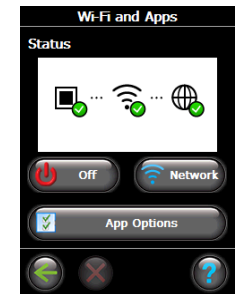
1. Press **House Control**
2. Select **Settings**
3. Select **Wi-Fi and Apps**



4. Press **ON**
5. Accept the End User License Agreement
6. Find your network and enter your password



Note: It may take a few minutes to connect to the Internet.



7. Select **App Options** and follow the instructions on the *Danfoss Link™ App*